



SsangYong Motor Company

12th floor, Poonglim Building 823
Yeoksam-dong, Gangnam-gu
Seoul, 135-784, Republic of Korea
Phone:82-2-3469-2214
Fax:82-2-3469-2285
Official Website:www.smotor.com
Official Facebook :
www.facebook.com/ssangyongglobal
Official Instagram :
www.instagram.com/ssangyong_global

Some of the equipment shown in this brochure is optional and may not be available on all models or in all markets. All specifications are subject to change without notice. Please contact your local dealer for the latest information.

SYMC 201701 LHD ENGLISH Printed in KOREA



Stylish Performer

NEW korando





PUTTING THE 'STYLE' IN YOUR LIFESTYLE

The New Korando was designed with you in mind.
Always ready to take you places, and do it in style.

Stylish Performer





A STATEMENT OF CONFIDENCE

The superb performance of the New Korando will make your day and let you accomplish more. This compact SUV promises to be an indispensable part of your life.





NEW korando



REFINED ASSERTIVENESS

25-watt HID head lamps & LED daylight running lights



Radiator grille with front bumper



Front fog lamps
with turn signal lamps



Outside mirrors
(side repeater & puddle lamp)



The front has been entirely made over, to include a new radiator grille and hook-shaped front bumper. The upper grille connects seamlessly with the head lamps, while the lower grille is linked directly to the fog lamps and matches with the bumper for a bold and daring look.

The LED daylight running lights arrayed around the head lamps are both distinctive and effective. The outside mirrors have side repeaters on the back for greater visibility, and a puddle lamp on the bottom helps you watch your step at night.

- New head lamps: individual inner lenses for enhanced luxuriousness, extending the entire length of the lamp for greater visibility.

- New turning signal lamps and fog lamps: now in a single assembly for a new design look.





Rear bumper & 18" diamond-cut alloy wheels

Tail lamp assembly



IMPRESSIVE AND PRACTICAL

The rear bumper comes with a wide skid plate for a dynamic off-road image. The wide tailgate is equipped with dual-gas-filled struts for effortless access, while the rear spoiler with high-mounted LED stop lamp enhances the stylish look as well as vehicular visibility.

New 18" diamond-cut alloy wheels elevate sportiness.

GREAT LUXURY, UTILITY

The front panel features silver moulding and titanium colouring for a sporty and unified look. The steering wheel features an ergonomic rim design for better grip, while the silver moulding adds dynamism. The newly-designed Super-vision gauge cluster features a backlight that is adjustable to one of six different colours for personalized ambience. The trip computer lets you monitor travel distance and fuel levels while the multimedia audio system enhances the quality of the ride. The new remote controls are mounted on the steering wheel for the Bluetooth hands-free feature (on the left) and cruise control (on the right). Heated steering-wheel covers for wintry days.



Electronic Eco-cruise control

Bluetooth hands-free



Heated steering wheel

Multimedia system with 7" display

7" navigation system (Europe)



Bluetooth hands-free and audio functions

HDMI terminal for a portable device, connectable to the 7" colour display

6 COLOUR-ADJUSTABLE GAUGE CLUSTER



Trip computer in the centre of the newly-designed Super vision cluster



Black



White



Sky Blue



Blue



Red



Yellow



COMFORTABLE SEATING ALL AROUND

Heated all seats



Ventilated driver's seat

A ventilated seat cushion and seat back for the driver help the driver stay cool in hot, humid weather, while heated seats both front and back keep everyone toasty when the temperature turns cold. The 2nd-row also boasts a completely flat floor and seats that recline an angle of 17.5°.



Flat floor in back









mats



Beige front door trim



Beige leather seat covers



Centre armrest




Red front door trim



Red leather seat covers



Floor mats



Centre armrest

MULTIPLE INTERIOR COLOURS FROM WHICH TO CHOOSE

In addition to the standard black, you are free to select either beige with high glossy metal grain finish or red with metal-grain finish for your interior trim packages.

THE VALUE OF VERSATILITY



2nd row folded flat complete (1,312ℓ)

2nd row folded flat 60% (984ℓ)

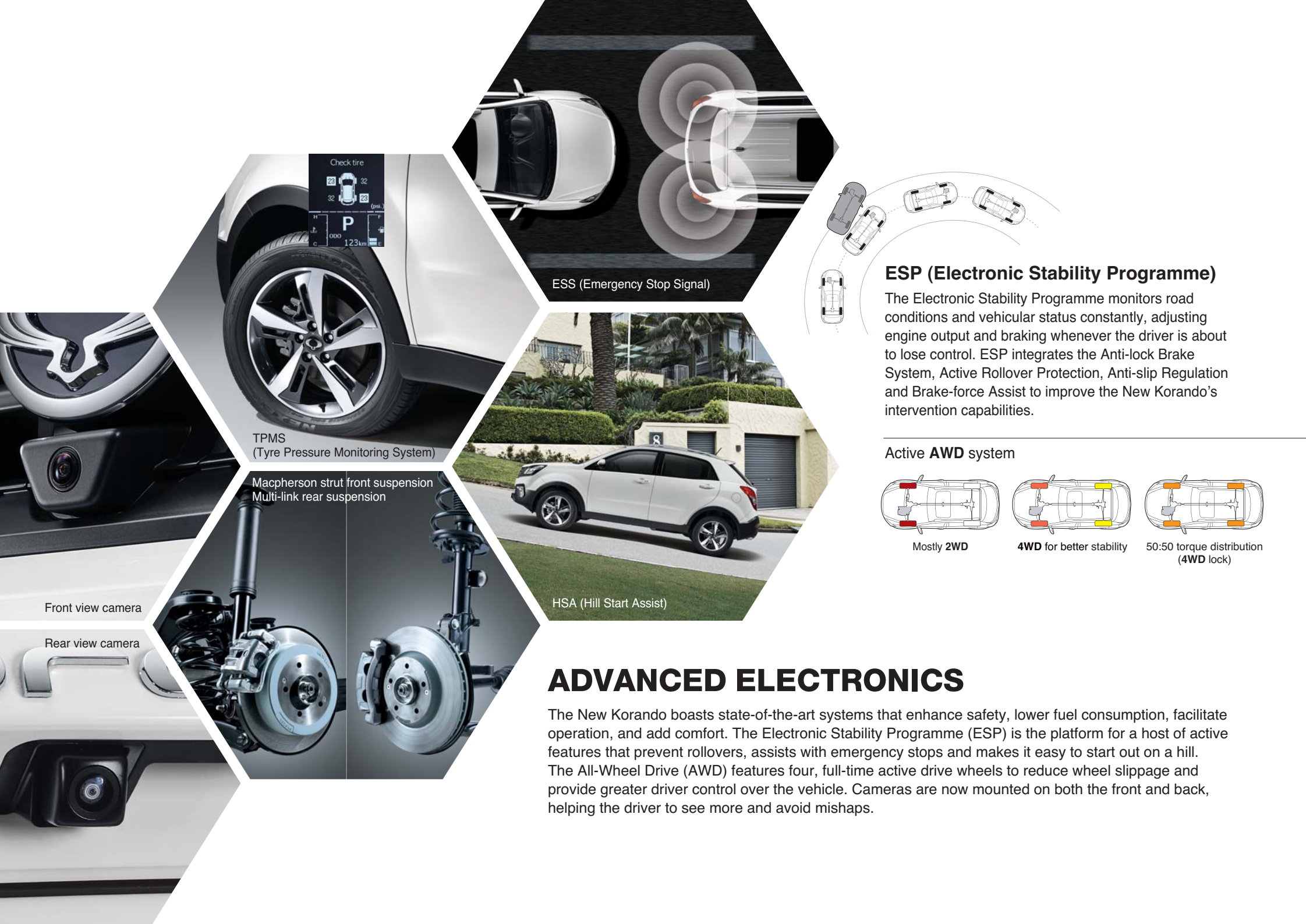
2nd row folded flat 40% (814ℓ)

Normal seating (486ℓ)


The New Korando is ready to fulfill your transportation requirements whether you're at work or at play. Moreover, the seats can be partially or fully folded flat in back to accommodate diverse loads.







TPMS (Tyre Pressure Monitoring System)



ESS (Emergency Stop Signal)



HSA (Hill Start Assist)



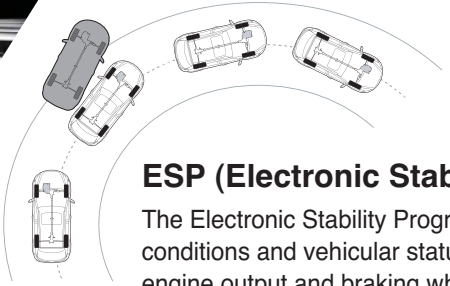
Front view camera



Rear view camera



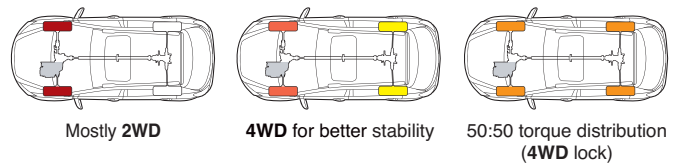
Macpherson strut front suspension
Multi-link rear suspension



ESP (Electronic Stability Programme)

The Electronic Stability Programme monitors road conditions and vehicular status constantly, adjusting engine output and braking whenever the driver is about to lose control. ESP integrates the Anti-lock Brake System, Active Rollover Protection, Anti-slip Regulation and Brake-force Assist to improve the New Korando's intervention capabilities.

Active AWD system



ADVANCED ELECTRONICS

The New Korando boasts state-of-the-art systems that enhance safety, lower fuel consumption, facilitate operation, and add comfort. The Electronic Stability Programme (ESP) is the platform for a host of active features that prevent rollovers, assists with emergency stops and makes it easy to start out on a hill. The All-Wheel Drive (AWD) features four, full-time active drive wheels to reduce wheel slippage and provide greater driver control over the vehicle. Cameras are now mounted on both the front and back, helping the driver to see more and avoid mishaps.

YOUR CHOICE OF POWER

Euro VI-compliant diesel and petrol engines are both available. The e-XDi220 (2.2L diesel) turns out maximum torque (400Nm) between 1,400rpm and 2,800 rpm for great responsiveness all the time. The e-XGi200 (2.0L petrol) delivers peak performance at low to medium speeds. Emissions are reduced by a crankshaft offset, open deck cylinder block and low-friction features.

You may also choose between six-speed manual transmission and six-speed automatic with prompt and smooth performance.

e-XDi200
Diesel engine



e-XGi200
Petrol engine



e-XDi220
Diesel engine



6-speed MT standard



Gear shift indicator with 6-speed manual



6-speed AT standard



Tip switch manual mode with 6-speed automatic





NEW Niro

KEEPING YOU AND LOVED ONES SAFE



Electronic active head-restraint

Front parking aid system

Rear parking aid system

ISO-FIX for child seat

Invisible passenger airbag

Built-in 3-points centre seatbelt

Passenger's airbag On / Off switch



6 airbags

The head restraints on the 1st row seats are electronically activated to prevent whiplash in a crash. The driver and front-row passenger are protected by two front and two side airbags as well as by the two curtain airbags, which extend to the 2nd row. The front airbag on the passenger's side is hidden behind a panel and can be deactivated. A front parking aid system has been newly installed, while the rear parking aid system has been upgraded from three sensors to four, for a better coverage behind. Parking has never been easier and safer!



NEW KORANDO



AN INDISPENSABLE COMPANION

With superb performance and practicality, the stylish New Korando promises to enhance your life.





Full-bodied bonnet character line

Privacy and solar glass

Fashionable roof rails

Powered outside mirrors

Tailgate garnish

Windscreen wiper deicer

Heated outside mirrors

Dual tailpipes

CHROME STYLE PACKAGE

Deluxe speaker grille

Stainless steel door scuff

Chrome inside door handles

EXTERIOR

STYLE AND COMFORT FEATURES

INTERIOR



SETTING THE NEW KORANDO APART



CONVENIENCE

COLOUR GUIDE & WHEELS



16" alloy wheels



17" alloy wheels



18" alloy wheels
(diamond cutting)



18" alloy wheels
(black diamond cutting)



FEATURES LIST

MECHANICAL

178ps 2.2L e-XDi diesel engine with CDPF (Euro 6 emission)
175ps 2.0L e-XDi diesel engine with CDPF
149ps 2.0L e-XDi diesel engine with CDPF
149ps 2.0L e-XGi petrol engine
Active AWD with lock mode
6-speed manual transmission with gear shift indicator
6-speed automatic transmission with Tip switch manual mode
Macpherson strut front suspension
Multi-link rear suspension
Hydraulic power steering
Electric power steering
Voltage stabilizer (Europe and regulation region only)
EEM (Electric Energy Management) available with diesel 2WD manual transmission

APPEARANCE

All new front design
New rear bumper
All-around tinted glass
Solar controlled glass in windshield and front door windows
Privacy glass in rear door windows and tailgate window to keep interior cool and add the look of luxury
Fashionable roof rails
Sporty air spoiler with LED high-mounted stop lamp
Acoustic engine cover to dampen noise
New 18" alloy wheels with 225 / 55 silica tyres - diamond cut or black
17" alloy wheels with 225 / 60 silica tyres
16" alloy wheels with 215 / 65 silica tyres
Tyre repair kit
155 / 90R16-temporary spare tyre
Full-size spare tyre
Illuminated ignition key slot
New centre fascia
New console fascia
New air conditioner parts bezel & switch
New luxurious leather steering wheel trim
New urethane steering wheel trim

New high glossy grain on instrument panel with black interior colour / beige interior colour
Metal grain on instrument panel with red interior colour
New carbon pattern door trim
Floor mats
Welcoming light to illuminate the ground area
New turn signal lamp with front fog lamp
New 25-watt HID (high intensity discharge) headlights with leveling device
New LED daytime running light system (EU and regulation region only)
Rear combination lamp with LED light guide
Two-toned lower mouldings
Chrome-plated dual tail pipes
Body-coloured exterior door handles
Deluxe centre console
Hybrid blade wipers
Chrome inside door handles
Stainless steel front & rear door scuff
Deluxe chrome speaker grille

CONVENIENCE

New Super-vision instrument cluster with a choice of six colour options
LED side repeater on exterior mirror
Battery saver to ensure power reserve
New electronic Eco-cruise remote controls on steering wheel
2-din audio system with MP3, CD player and iPod / iPhone connector (with RDS)
7" high-resolution touch screen with audio streaming and link to rear-view camera and smart phone **
TomTom 7" navigation system with link to rear-view camera and smart phone (EU region only) **
USB memory slot, aux. port and HDMI port
Bluetooth hands-free
Pole antenna on the rear roof
Windshield wiper de-icer
Rain-sensing wipers and automatic headlight activation
One-touch triple signal indicators
Heated tailgate window with timer to defrost before vehicle starting

Safety power sunroof that slides or tilts, with roof blind to keep the interior cool
Safety power windows
New front view camera
Dual folding key type remote keyless entry system with panic alarm
Dual smart key with electronic steering column lock (ESCL : regulation region only)
Six speakers including 2 tweeters for high level sound
New steering wheel audio system controls
Dual-spray washer nozzles
Trip computer with outside temperature indicator
12V DC power outlets under the instrument panel (deluxe console) and in the load area
Outside mirrors that can be electrically adjusted, folded and heated
Mobile ashtray
Digital clock
Dual gas-filled tailgate struts
Centre storage console
Grip on the inside of the tailgate to facilitate closing
Cup holders in the front and rear
Sun visors with illuminated vanity mirror
Luggage cover and net
Useful toolbox in the load area
Electronic tailgate open/release switch
Manual tilt and telescopic steering wheel
Heated steering wheel
Luggage tray

SAFETY

High-integrated semi-frame monocoque body structure
Door impact beams for optimal protection from side collisions
Driver airbag and invisible passenger airbag with seatbelt load limiters and pretensioner
Curtain airbags for front and rear passengers
Side airbags for front passengers
Active headrest for front passengers
Passenger's airbag On / Off switch
New front parking aid system (PAS) with 2-stage alarm
New rear parking aid system (PAS) with 3-stage alarm

4-channel Anti-lock Braking System (ABS)
Electronic Stability Program (ESP) with Emergency Brake Assist, Hill Start Assist (HSA) and Active Roll-over Protection (ARP)
Emergency Stop Signal (ESS)
Front ventilated disc brakes
Rear disc brakes
Door courtesy lamps
Heightened security from an immobilizer system
Rear wiper and washer (EU: intermittent type)
Hand-operated parking brake
Childproof safety door locks
Automatic speed-sensing door locks
Reminder alarm and speed-sensing feature for front passenger seatbelts
Built-in 3-points rear centre seatbelt
ISO-FIX and tether anchorage for child seat
Electrochromatic inside rearview mirror
Tyre Pressure Monitoring System (TPMS)

SEATS

6-way power driver's seat
Pumping height-adjustable driver's seat
60:40 split folding 2nd row seats with folding centre armrest
Luxurious leather seat upholstery for both class and comfort
Red-coloured leather seat upholstery
Appealing woven cloth seat upholstery
Ventilated driver's seat
Heated front and 2nd row seats

CLIMATE CONTROL

Fully automatic air conditioning with temperature sensor and digital display
Manual air conditioning with maximum air conditioning function
Rear heating duct to enhance climate control effectiveness
Positive temperature coefficient (PTC) heater with diesel engine

* Some of features may be optional or not be available according to market. Please, contact your local dealer for the exact details regarding vehicles sold in your area.

**The HDMI connection only supports audio while the vehicle is in motion, and functions can be restricted depending on smart phone type.

TECHNICAL DATA

ENGINE			DIESEL 2.2L (178ps)				DIESEL 2.0L (149ps)				DIESEL 2.0L (175ps)		PETROL 2.0L (149ps)			
DRIVEN WHEELS			2WD		AWD		2WD		AWD		2WD	AWD	2WD		AWD	
TRANSMISSION			6MT	6AT	6MT	6AT	6MT	6AT	6MT	6AT	6MT		6MT	6AT	6MT	6AT
EXTERIOR DIMENSIONS	Overall length	mm	4,410				←				←					
	Overall width	mm	1,830				←				←					
	Overall height	mm	1,675 (1,710: with roof rack)				←				←					
	Wheelbase	mm	2,650				←				←					
	Tread	Front	mm	1,573				←				←				
		Rear	mm	1,558				←				←				
	Overhang	Front	mm	920				←				←				
		Rear	mm	840				←				←				
	Min. clearance	mm	180				←				←					
Min. turning radius	m	5.4				←				←						
WEIGHT	Gross vehicle weight	kg	2,210		2,300		2,210		2,300		2,210	2,300	2,100		2,170	
	Kerb weight	kg	1,635	1,655	1,720	1,750	1,630	1,655	1,710	1,745	1,630	1,710	1,537	1,555	1,635	1,640
			~1,701	~1,721	~1,786	~1,816	~1,696	~1,721	~1,776	~1,811	~1,696	~1,776	~1,603	~1,621	~1,701	~1,706
	Gross trailer weight	Braked	kg	2,000				2,000				1,500				
Unbraked		kg	750				750				←					
ENGINE	Fuel	-	Diesel				Diesel				Petrol					
	Fuel tank	L	57				57				57					
	Capacity	cc	2,157				1,998				←					
	Bore X Stroke	mm	86.2 X 92.4				86.2 X 85.6				86 X 86					
	Compression ratio	-	15.5:1				16.5:1				10.5:1					
	Number of cylinders	-	4 in-line				4 in-line				←					
PERFORMANCE	Max. power	kW/rpm	130.9/4,000		←		109.6 / 3,400-4,000	109.6 / 3,000-4,000	109.6 / 3,400-4,000	109.6 / 3,000-4,000	129/4,000		109.6/6,000			
		ps/rpm	178/4,000		←		149 / 3,400-4,000	149 / 3,000-4,000	149 / 3,400-4,000	149 / 3,000-4,000	175/4,000		149/6,000			
	Max. torque	Nm/rpm	400/1,400~2,800		←		360 / 1,500-2,800	360 / 2,000-2,500	360 / 1,500-2,800	360 / 2,000-2,500	360/2,000~3,000		197/4,000			
		kg.m/rpm	40.7/1,400~2,800		←		36.7 / 1,500-2,800	36.7 / 2,000-2,500	36.7 / 1,500-2,800	36.7 / 2,000-2,500	36.7/2,000~3,000		20.1/4,000			
Max. speed	km/h	185		←		180	174	180	174	179	179	163	165	163	165	
FUEL CONSUMPTION	CO ₂ (combined)	g/km	137 (EEM)/139	169	152	179	147	189	157	194	157 (lev.1) 159 (lev.2)	169	175	185	192	198
	Urban	L/100km	6.4 (EEM)/6.5	8.4	7.2	8.7	7.6	9.8	7.6	10.0	7.5 7.7	8.2	9.70	10.32	10.57	10.86
	Extra urban	L/100km	4.6	5.4	5.0	5.8	4.8	5.7	5.4	5.8	5.1 5.2	5.3	6.22	6.61	6.86	7.16
	Combined	L/100km	5.2 (EEM)/5.3	6.5	5.8	6.9	5.8	7.2	6.2	7.3	6.0 6.1	6.4	7.51	7.96	8.24	8.51

DIMENSIONS (mm)



- * The fuel economy can vary according to road conditions or the driver's habits.
- * The above technical data can vary slightly by regional certification requirements or sales specifications.
- * The diesel 2.2L and gasoline 2.0L figures are based on the Euro 6 standard.
- * The diesel 2.0L figure is based on the Euro 5 standard.
- * EEM : Electric Energy Management