



### **SsangYong Motor Company**

12<sup>th</sup> floor, Poonglim Building 823  
Yeoksam-dong, Gangnam-gu  
Seoul, 135-784, Republic of Korea  
Phone:82-2-3469-2214  
Fax:82-2-3469-2285  
Official Website:[www.smotor.com](http://www.smotor.com)  
Official Facebook :  
[www.facebook.com/ssangyongglobal](https://www.facebook.com/ssangyongglobal)  
Official Instagram :  
[www.instagram.com/ssangyong\\_global](https://www.instagram.com/ssangyong_global)

Some of the equipment shown in this brochure is optional and may not be available on all models or in all markets. All specifications are subject to change without notice. Please contact your local dealer for the latest information.



eXciting Lifestyle Vehicle


**XLV**





# YOUR MULTIFUNCTIONAL SOLUTION

Here is an urban SUV that makes your day-to-day life easier in countless ways. The XLV is both stylish and practical, fun as well as versatile.













# FURTHERING FAMILY FUN

Just pack up the bikes or golf clubs and go! The XLV is standing by to take you wherever you want to be at a moment's notice. It loads and unloads effortlessly, drives delightfully, and seats five comfortably.





# AN EXPRESSION OF EXCITEMENT

The bold shoulder wing design provides personality and promises adventure while neatly integrating the radiator grille and headlamps.



Light metal silver bumper  
(Grand White, Silent Silver)



Dark metal grey bumper  
(all exterior colours except  
Grand White and Silent Silver)









# AN EXTENDED PROFILE

The body behind the C pillar has been lengthened to provide greater boot capacity, a roomier second-row and enhanced cargo-carrying flexibility. The low, coupe-like roofline heightens sportiness, while the angled black A and D pillars give the side view a wider, more open look.



Outside mirror with built-in LED side repeater



Chrome moulding outlines the bonnet and forms the beltline







MARKET STREET  
cafe @ catering

MARKET STREET  
cafe @ catering

Mail  
TRADERS

P  
←

TAXI ZONE

Wood VIP entry





XLV

SAATCHI & SAATCHI

XLV





## EXCEPTIONALLY EASY

The expanded boot enhances the practicality of this family-oriented SUV. You can take along more of the things you need, whether it's baby buggies, children's cots or business materials on weekdays, or sporting equipment on weekends.



LED rear combination lamps



Rear bumper and fog lamp





Black Interior





## EXHILARATING INSIDE

The cabin environment is both dynamic and delightful, outfitted with premium finishing materials for a luxurious feel and a stylish look. Occupants front and back all have ready access to the onboard IT device network.

The basic interior colour scheme may be either natural beige or black, with a selection of deluxe quilt-stitched fabric, patterned TPU or genuine leather seat various covers from to choose. For a sportier look, you may also opt for the red leather package, which includes the seat covers, door trim and centre console, along with a red D-cut steering wheel and an instrument panel accented in titanium and red.





# FUN TO RUN

The driver may choose among three different steering wheel sensitivity modes to provide just the right degree of responsiveness for specific operating conditions. The sporty D-shaped steering wheel optimises grip, and the steering column is tilt and height adjustable for greater driving comfort and easier ingress and egress. Additionally, the heated leather covering is pleasing to the touch and warm in winter.

Instruments and controls have been laid out for maximum operational ease. The attractive cylindrical instrument gauges are easy to read and come with color adjustable backlights to personalise cabin ambience.

Choose from six subtle backlight colours: red, blue, sky-blue, yellow, white, or black

## Smart Steering

The driver can choose among three different steering wheel sensitivity modes to provide just the right degree of responsiveness for specific operating conditions.



### Sport

Sport mode boosts steering responsiveness at high speed to ensure maximum operational control and precision.



### Normal

Select the Normal mode to maintain the regular amount of steering wheel effort when driving at medium and high speeds.




### Comfort

The Comfort mode makes easy work of steering maneuvers when parking or going at low speed.



Telescopic and tilting steering wheel



Sporty D-cut steering wheel with heating

## Navigation by TomTom

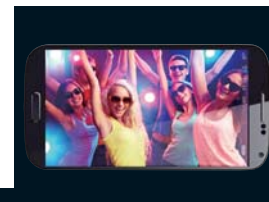
7" navigation system (Europe)



Bluetooth hands-free and audio functions



HDMI terminal for a portable device, connectable to the 7" colour display



## 6 gauge backlight colours



BLACK



YELLOW



BLUE



RED



SKY BLUE



WHITE



Super-vision cluster / Trip computer







# ACCOMMODATING AND FLEXIBLE

The seats look, feel and adjust like those you would find in a sports car. The second-row seats recline 32.5 degrees, and the floor is virtually flat, providing remarkable roominess and for up to three adults in back. The central armrest in back folds down for added convenience.



Beige interior



Red interior







Black interior




# STORAGE EXTRAS GALORE

The boot boasts a 720L cargo space and the second-row seats can be folded either 60:40 or fully flat for even greater carrying capacity and flexibility. The cargo bay comes with shopping bag hook, 220V/115V inverter, luggage net and discrete underfloor storage compartment. Additional storage areas are conveniently placed around the cabin. The centre console is large enough to fit an iPad, while the glove box comes with a handy inner tray. All four doors are outfitted with side pockets that can hold a 1.5L bottle along with a variety of smaller items.



Ventilated front seats



Heated front and rear seats



Rear seat inclined 32.5°



720L cargo space

## Seating variations



Normal



2nd row folded 40% flat



2nd row folded 60% flat



2nd row folded completely flat









-  Exterior colour: Grand White (WAA)
-  Bumper (Light Metal Silver)
-  Roof and air spoiler (Black)
-  Outside mirror with turning signals (Grand White)
-  18" alloy wheels (Black)



-  Exterior colour: Silent Silver (SAI)
-  Bumper (Light Metal Silver)
-  Roof and air spoiler (Black)
-  Outside mirror with turning signals (Silent Silver)
-  18" alloy wheels (Black)



-  Exterior colour: Flaming Red (RAM)
-  Bumper (Dark Metal Grey)
-  Roof and air spoiler (Black)
-  Outside mirror with turning signals (Flaming Red)
-  18" alloy wheels (Black)



-  Exterior colour: Jazz Brown (OAT)
-  Bumper (Dark Metal Grey)
-  Roof and air spoiler (Black)
-  Outside mirror with turning signals (Jazz Brown)
-  18" alloy wheels (Black)





# EXCITING EXTERIOR PACKAGES

You may choose from eight exterior colours and further individualise your XLV by opting for the two-tone body and roof combinations. The exterior package can be matched with either 18" diamond-cut alloy or black alloy wheels.



18" black alloy wheels

18" black alloy wheels

18" black alloy wheels

18" black alloy wheels

18" black alloy wheels

18" diamond-cut alloy wheels

18" diamond-cut alloy wheels

18" diamond-cut alloy wheels








-  Exterior colour: Techno Grey (ACT)
-  Bumper (Dark Metal Grey)
-  Roof and air spoiler (Black)
-  Outside mirror with turning signals (Techno Grey)
-  18" alloy wheels (Black)



-  Exterior colour: Dandy Blue (BAS)
-  Bumper (Dark Metal Grey)
-  Roof and air spoiler (White)
-  Outside mirror with turning signals (Dandy Blue)
-  18" diamond-cut alloy wheels (Silver)



-  Exterior colour: Galaxy Green (GAL)
-  Bumper (Dark Metal Grey)
-  Roof and air spoiler (White)
-  Outside mirror with turning signals (Galaxy Green)
-  18" diamond-cut alloy wheels (Silver)



-  Exterior colour: Space Black (LAK)
-  Bumper (Dark Metal Grey)
-  Roof and air spoiler (White)
-  Outside mirror with turning signals (Space Black)
-  18" diamond-cut alloy wheels (Silver)

\* The two-tone option is market specific. Check with the dealer in your area.





XLV

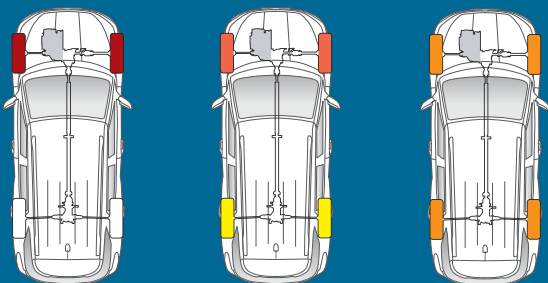


# POWERFUL YET ECONOMICAL

## Active AWD system



When the AWD system is engaged, 60% of the power goes to the rear wheels, and 40% to the front. The system works in tandem with various sophisticated subsystems and a specially-designed chassis to provide off-road performance that is smooth, comfortable and confident.



Mostly 2WD

4WD for better stability

50:50 torque distribution (4WD lock)

## e-XGi 160 Petrol engine



Max Power  
128ps/6,000rpm  
Max Torque  
160Nm/4,600rpm

## e-XDi 160 Diesel engine



Max Power  
115ps/3,400~4,000rpm  
Max Torque  
300Nm/1,500~2,500rpm

The XLV may be equipped with either a 1.6L petrol or a 1.6L diesel engine. Both power plants are Euro 6 compliant and may be paired with a 6-speed manual or 6-speed automatic transmission as well as the choice of two-wheel or four-wheel drive. The manual transmission option comes with the Idle Stop & Go (ISG) function to lower CO<sub>2</sub> emissions.

The new e-XGi160 petrol puts out 128ps/6,000 rpm max. power with 160Nm/4,600 rpm max. torque, for optimal performance on city streets as well as intercity motorways. The NVH (noise, vibration and harshness) characteristics are excellent.

Meanwhile, the e-XDi160 diesel (115ps/3,400-4,000 max. power and 300Nm/1,500-2,500 rpm max. torque) is designed for enhanced economy while delivering a smooth and powerful driving experience. The fifth-generation E-VGT turbocharger maximizes performance, particularly in the low and mid-ranges for enhanced responsiveness.

For enhanced safety and handling, the electronically-controlled all-wheel drive system reduces wheel slippage and provides greater driver control when road conditions are poor.

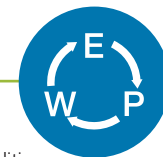


## (A) Idle stop & go system

The idle stop & go, or ISG, minimises needless ticking over while the vehicle is at a standstill, improving fuel economy in stop-and-go city driving.

## Smart driving modes

One of three different Smart driving modes can be activated with the flip of a control switch to adjust the engine output to specific driving and road conditions, resulting in smoother and more confident operation.



### Eco

Eco mode is used generally to reduce fuel consumption.

### Power

Power mode is switched on when moving into the passing lane, increasing engine torque for passing other vehicles with ease.

### Winter

Winter mode allows the vehicle to start out in second gear, helping to prevent the tires from slipping on icy surfaces.



6-speed manual transmission (with gear-shift indicator)



AISIN 6-speed automatic transmission





# THE LATEST TECHNOLOGIES TO MAXIMISE DRIVING SAFETY AND EASE

The XLV is equipped with many of the same smart safety technologies that are found on high-end sedans. Some of these state-of-the-art systems anticipate an imminent threat and ensure the appropriate response, while others generally make driving easier and safer.

**STEP1**  
Vehicle detected ahead



**STEP2**  
Driver warned of imminent potential danger



**STEP3**  
System temporarily takes control of brakes



## Forward Collision Warning (FCW)



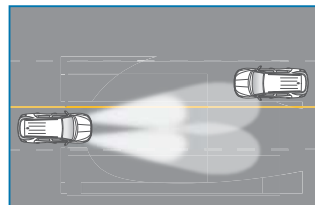
The system alerts the driver of a potential collision ahead when the driver fails to recognize the danger.

## Autonomous Emergency Braking (AEB)



Brake force is applied automatically when the system determines a collision in front is imminent and the driver has failed to respond to the danger. The system only activates when the vehicle is traveling less than 60kph.

## High Beam Assist (HBA)



The HBA detects oncoming vehicles at high and lowers the high beams to let the pass. The system also tracks the taillights of vehicles in front and controls the high beams accordingly.



**STEP3**  
System temporarily takes control of steering

**STEP2**  
Driver warned of lane departure

**STEP1**  
Lane markings monitored in front

## Lane Departure Warning (LDW)




The system sounds a warning when the driver, because of a distraction or drowsiness, allows the vehicle to begin moving out of its lane without the turning signals on.

## Lane Keeping Assist (LKA)



Should the vehicle drift across the lane marking because of driver inattention, the LKA will automatically take control of steering and take the vehicle back inside the lane.

## Traffic Sign Recognition (TSR)



The system recognizes speed limit signs posted along the road and provides the driver with an on-screen warning. (EU region only)



\* The systems shown above are designed to enhance driving convenience and safety, but they may not operate under all conditions. Contact your local dealer for details.







Extensive use (71.1%) of high tensile-strength steel plate minimises frame deformation in a collision for maximum protection of vehicular occupants.





# EXCELLENT SAFETY TECHNOLOGIES


The XLV is equipped with diverse active safety systems to assist the driver as well as to anticipate and avoid potential problems. The multi-function Electronic Stability Programme monitors vehicular speed and balance, engine output, pedal use and steering angle, taking charge of the engine and brakes should the driver begin to lose control.

Active Rollover Protection keeps the vehicle on track in sharp turns at high speed, while Brake Assist provides the necessary braking force in an emergency. Electronic Brake-force Distribution and Anti-lock Brakes ensure the front and rear wheels brake proportionately according to the number of occupants and weight of the onboard load. Other systems are designed to prevent tyre slippage, help the driver start out on inclines and activate hazard warning lights when braking hard.

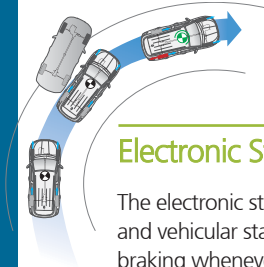
Passive safety starts with extensive (38.5%) use of advanced high-strength steel in the body construction. Ten key areas on the vehicle are further reinforced through the hot press forming process. Moreover, a total of seven airbags (front, side, curtain and driver's knee) have been deployed for maximum protection of everyone inside. Other standard safety features include tyre pressure monitoring, LED daytime running lights, and projection headlamps.



1. Driver's frontal airbag
2. Driver's knee airbag
3. Front passenger's frontal airbag
4. Side airbags in the front row (left and right)
5. Curtain airbags (left and right)



Ultra-high-tensile steel plate at ten key points in the frame to further enhance occupant safety.



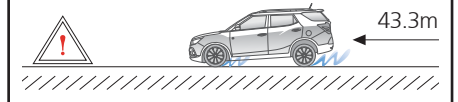
## Electronic Stability Programme (ESP)

The electronic stability programme monitors road conditions and vehicular status constantly, adjusting engine output and braking whenever the driver is about to lose control. The ESP integrates the antilock brake system, active rollover protection, anti-slip regulation and brake-force assist to improve the XLV intervention capabilities.



## Braking Distance

Large disc brakes front and back perform superbly under diverse driving conditions.

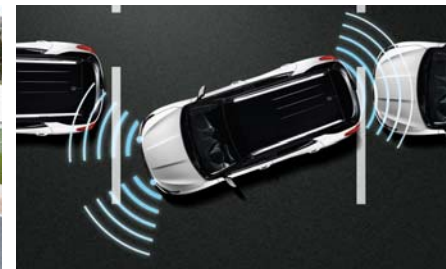


\*Based on in-house testing results (traveling at 100km/h)

Disc brakes (Front: ventilated disc / Rear: disc)



Hill Start Assist (HSA)



Outside parking sensors and camera in rear



Tyre Pressure Monitoring System (TPMS)





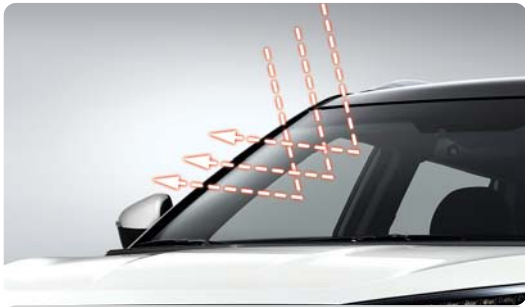


# EXCEEDING EXPECTATIONS

The XLV is not only a very practical vehicle but also a highly comfortable, reliable and desirable choice for you and your family.







Solar control wind screen glass



Safety power window on driver's side



HID headlamp with LED daytime running lamp



Front fog lamp



Glossy black garnish on A-Pillar



Glossy black garnish on C-Pillar



Fashionable roof racks



Tyre repair kit



LED rear combination lamps



Rear fog lamp



Rear reflector



Rearview camera with 7" monitor

## ENHANCING APPEARANCE AND FUNCTION ON THE OUTSIDE



Audio remote control on steering wheel / Cruise control system



Cluster with 3.5" trip computer



Navigation / Multimedia system with 7" display



2-DIN audio system with MP3 player and iPod / iPhone connector (with RDS)





Fully automatic air conditioning with dual zone



Dual-zone fully automatic air-conditioner



USB and HDMI ports / USB and Aux. ports



Mood lamps

# IMPROVING OPERABILITY AND ATMOSPHERE ON THE INSIDE



Smart key system & folding key



Headlamp control and automatic washer switches



Front camera module (AEB/LDW/LKS/HBA/TSR) with rain sensing and automatic light control unit



Glove box



Upper open tray on the dash board



Centre fascia tray



Centre console box



Map pocket in 1st row doors



Large cup-holders in 2nd row (standard)



Seatback band



Large cup-holder in centre console



Map pocket in 2nd row doors





Normal seating without luggage board (720L)



Normal seating with luggage board raised (574L)



Luggage cover



Luggage net



Luggage board folded (574L+extra 146L)



145mm

## MAKING THE MOST OF CARGO BAY SPACE



Luggage multi-hook (left side)



Luggage multi-hook (right side)



220V / 115V inverter



2nd row folded completely flat (1,294L)



## Interior Colours




Black / Leather    Geonic-printed TPU    Flat woven



Seatback band    Grey headlining



Beige / Leather    Flat woven



Seatback band    Beige headlining

## Exterior Colours



Techno Grey [ACT]

Galaxy Green [GAL]

Jazz Brown [OAT]

Dandy Blue [BAS]

Flaming Red [RAM]

Silent Silver [SAI]

Grand White [WAA]

Space Black [LAK]

## Red Packages



Red / Leather



Seatback band    Black headlining

## Wheels



18" alloy wheel + 215/45R tyres

Black



18" alloy wheel + 215/45R tyres -Diamond Cut

Silver



18" alloy wheel + 215/45R tyres

Silver



16" alloy wheel + 205/60R tyres

Silver



16" steel wheel (with cover)+ 205/60R tyres

Silver



## Feature List

### MECHANICAL

128ps 1.6-litre e-XGi160 petrol engine
115ps 1.6-litre e-XDi160 diesel engine
Active AWD with lock mode
6-speed manual transmission with gear change indicator
6-speed automatic transmission with manual gear change selection
Macpherson strut front suspension
Torsion-beam rear suspension (2WD)
Multi-link rear suspension (AWD)
Electric power steering (EPS)
Voltage stabiliser (regulation region only)
Fuel tank - 47 litre capacity
Smart steer system (Normal, Comfort and Sport mode)
Idle, stop & go (ISG) system with manual transmission

### APPEARANCE

Piano-black radiator grille
Bright chrome molding on belt line and bonnet edge
Solar controlled glass - windscreen and front door windows
Privacy glass for rear door windows and tailgate
Fashionable roof rails
Sporty rear spoiler with high mounted LED stop lamp
18" alloy wheels with 215/45R tyres - diamond cut or black
18" alloy wheels with 215/45R tyres
16" alloy wheels with 205/60R tyres
16" steel wheels with 205/60R tyres
Tyre repair kit
125/80R16 emergency spare tyre
Full-sized spare tyre
Leather steering wheel cover
Urethane steering wheel cover
Leather-covered gear knob
Urethane-covered gear knob
Titanium-paint accented instrument panel with beige and black interior
Titanium-paint and red accented instrument panel with red interior
Floor mats
Head lining - knit
Level adjustable projection headlamps

Level adjustable HID headlamps
LED daytime running lamps
Rear combination lamp with LED
Two-tone lower mouldings
Exterior door handles in body colour
Hybrid wiper blades
Interior door handles in chrome
Interior door handles in Titanium paint (standard)
Stainless steel front door scuff
PVC front door scuff (standard)
Organ type accelerator pedal
Two-tone exterior colours (optional)
Mood lighting on door trim and central fascia

### SEATING

6-way powered driver's seat
Height adjustable driver's seat
60:40 split folding rear seats with fold down central armrest including cup holder
Black-coloured leather upholstery
Red-coloured leather upholstery
Geonic-printed Thermoplastic polyurethane (TPU) upholstery (Black)
Beige-coloured leather upholstery
Woven cloth upholstery
Ventilated front seats
Heated front and rear seats
Adjustable front seat headrests
32.5" reclining rear seats

### CLIMATE CONTROL

Fully automatic air conditioning with dual zone, temperature sensor and digital display
Manual air conditioning (standard)
Rear heating duct to optimise climate control throughout the vehicle
Positive temperature coefficient (PTC) heater with diesel engine

### CONVENIENCE

Super vision instrument cluster with a choice of six back light colour options
--

Conventional instrument cluster (standard)
LED repeaters on exterior mirrors
LED repeater on fender (standard)
Electronic cruise control
2-DIN audio system with MP3 player and iPod / iPhone connector (with RDS)
7" high-resolution touch screen with audio streaming and link to rearview camera
TomTom navigation system with 7" display rearview camera and audio streaming, iPod/iPhone connector and traffic message channel (TMC) (EU region only)
USB memory slot, Aux. port and HDMI port
Bluetooth hands-free
Roof-mounted pole antenna
Heated rear window with defrost timer
Powered safety sunroof - slide & tilt - and roof blind
Safety power window on driver side
Remote keyless entry system with folding key and panic alarm
Dual smart key with electronic steering column lock
Six speakers, including two tweeters for high level sound output
Steering wheel-mounted audio controls
Trip computer with outside temperature gauge
12V DC power outlets beneath the instrument panel and in the cargo room
Exterior mirrors - electrically adjusted, folded & heated
Automatic headlamp activation and rain sensing wipers
Portable ashtray
Keyhole illumination
Digital clock
Dual gas-filled tailgate struts
Centre storage console
Tailgate mounted handgrip for easy closing
Cup holders on the front console
Sun visors with illuminated vanity mirror
Sun visor vanity mirror (standard)
Luggage cover and load net
220 Voltage / 110 Voltage power inverter in the trunk
Two-stage trunk luggage board
Toolbox in the cargo room
Electronic tailgate release
Telescopic and tilting steering wheel

Heated steering wheel cover

### SAFETY

Autonomous emergency braking system (AEBS)
Forward collision warning (FCW)
Lane departure warning system (LDWS)
Lane keeping assist system (LKAS)
High beam assist (HBA)
Traffic sign recognition (TSR) : EU region only
Reinforced monocoque body structure
Door impact beams for optimal protection from side effect
Front airbags for driver and passenger
Safety belt load limiters and dual pre-tensioners
Curtain airbags front and rear
Side airbags for first row
Knee airbag for driver
Airbag On / Off switch for front passenger
Rear parking sensors
Front parking sensors
4-channel anti-lock braking system
Electronic stability programme with hydraulic brake assist, hill start assist, and active roll-over protection
Emergency stop signals
Ventilated front disc brakes
Rear disc brakes
Front fog lamps
Rear fog lamp
Door-mounted courtesy lights
Immobiliser anti-theft system
Intermittent rear window wiper and washer
Hand-operated parking brake
Childproof safety locks
Automatic speed-sensing door locks
Height-adjustable safety belt (front)
Reminder alarm with speed-sensing feature for front and rear safety belts
3-point central rear safety belt
New ISO-FIX and tether anchorage for child seat
Electro-chromatic rearview mirror
Tyre pressure monitoring system (TPMS)
Visual VIN

\* Some of features may be optional or not be available according to market. Please, contact your local dealer for the exact details regarding vehicles sold in your area.

\* Please contact your local dealer for more details on the Traffic Message Channel (TMC) coverage for individual EU countries.



## Technical Data

ENGINE			PETROL 1.6L (128ps)			DIESEL 1.6L (115ps)				
DRIVEN WHEELS			2WD		AWD	2WD		AWD		
TRANSMISSION			6MT	6AT	6AT	6MT	6AT	6MT	6AT	
DIMENSIONS	Overall length	mm	4,440			4,440				
	Overall width	mm	1,798			1,798				
	Overall height	mm	1,605 (1,635: with roof rack)			1,605 (1,635: with roof rack)				
	Wheelbase	mm	2,600			2,600				
	Tread	Front	mm	1,555			1,555			
		Rear	mm	1,555			1,555			
	Overhang	Front	mm	865			865			
		Rear	mm	975			975			
	Approach angle	degree	20.0			20.0				
	Departure angle	degree	20.8			20.8				
	Ramp angle	degree	17.0			17.0				
	Min. clearance	mm	167			167				
Min. turning radius	m	5.3			5.3					
WEIGHT	Gross vehicle weight	kg	1,870		1,950	1,970		2,060		
	Kerb weight	kg	1,315~1,388	1,345~1,409	1,450~1,514	1,405~1,472	1,425~1,489	1,505~1,572	1,535~1,599	
	Gross trailer weight	Braked	kg	1,000			1,500			
		Unbraked	kg	500			500			
ENGINE	Fuel	-	Petrol			Diesel				
	Fuel tank	L	47L			47L				
	Capacity	cc	1,597			1,597				
	Bore X stroke	mm	76 X 88			76 X 88				
	Compression ratio	-	10.5 : 1			15.5 : 1				
	Number of cylinders	-	4 in-line			4 in-line				
PERFORMANCE	Max. power	kW/rpm	94.1 / 6,000			84.6 / 3,400~4,000				
		ps/rpm	128 / 6,000			115 / 3,400~4,000				
	Max. torque	Nm/rpm	160 / 4,600			300 / 1,500~2,500				
		kg.m/rpm	16.3 / 4,600			30.6 / 1,500~2,500				
Max. speed	km/h	178	172	172	170	174	170	174		
FUEL CONSUMPTION	CO <sub>2</sub> (combined)	g/km	165 (159 with ISG)	176	184	121 (117 with ISG)	154	131 (127 with ISG)	164	
	Combined	L/100km	7.1 (6.8 with ISG)	7.6	7.9	4.7 (4.5 with ISG)	5.9	5.1 (4.9 with ISG)	6.3	
	Urban	L/100km	9.5 (9.0 with ISG)	10.3	10.8	5.4 (5.1 with ISG)	7.5	5.7 (5.4 with ISG)	7.9	
	Extra urban	L/100km	5.6 (5.5 with ISG)	6.0	6.2	4.2 (4.2 with ISG)	4.9	4.6 (4.6 with ISG)	5.3	

## Dimensions



- \* The fuel economy can vary according to road conditions or driver's habits.
- \* The above technical data can vary slightly by regional certification requirements or sales specifications.
- \* The petrol and diesel figures are based on the Euro 6 standard.
- \* ISG: Idle Stop and Go system
- \* Suspension: 2WD with Torsion beam, AWD with Multi-link